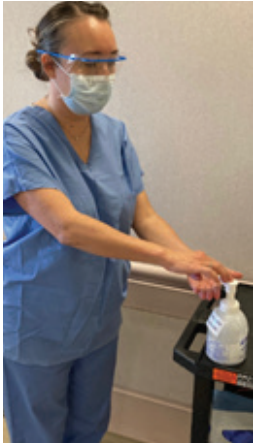


# COVID-19 Donning Sequence with Extended-Use Headgear



## HAND HYGIENE:

Perform hand hygiene.

If medical mask & face shield is already on:

At a designated location, doff medical mask and eye protection, treating outside as contaminated and store per unit protocol.

**NOTE:** Perform hand hygiene before and after doffing mask and eye protection.



## N95 RESPIRATOR:

Don N95 respirator - top strap goes on top backside of head, bottom strap goes on bottom backside of head, and adjust over your nose.

Perform the "breathing" test/fit check to ensure mask seal is good.

**NOTE:** Perform hand hygiene before and after donning N95 respirator.



## GOWN:

Inspect gown and make sure there are no tears.

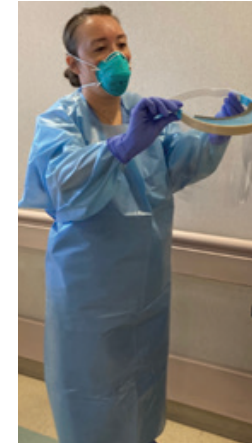
Break back tie in order to don gown over N95 respirator.

Don gown, place thumbs through the holes and tie the back.



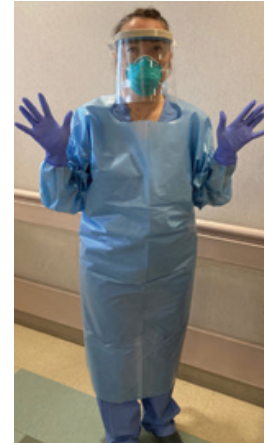
## GLOVES:

Don gloves over the gown sleeves.



## FACE SHIELD:

Don face shield.



 You are now ready to enter the room.