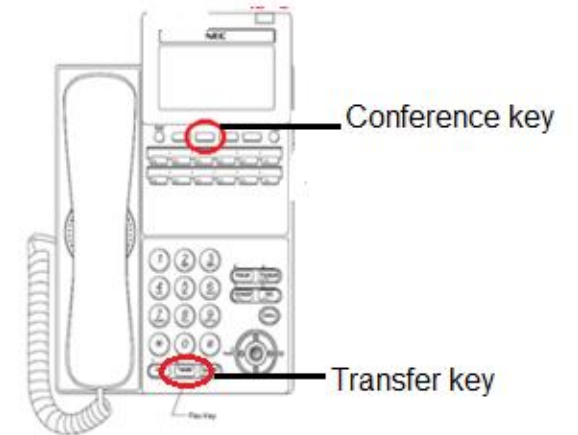




How to add an interpreter to your call:

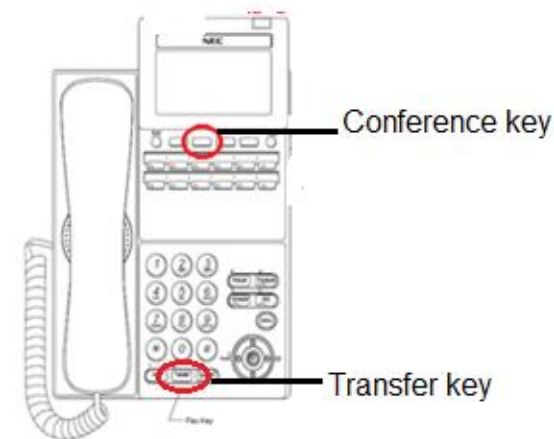
- Contact your patient. Identify need for a language interpreter.
- Ask patient to hold.
- Press the **TRANSFER** key on the bottom of phone.
- Dial the interpreter service of your choice:
 - Cyracom # – **9-1-833-722-9155**
 - LanguageLine # – **9-1-855-588-3949** *Chuukese Available*
 - Language Services Hawai'i # – **9-393-7060** *Chuukese Available*
- Provide interpreter services info requested and language desired.
- Once interpreter is on the line, press the **CONF** key under display.





How to add an interpreter to your call:

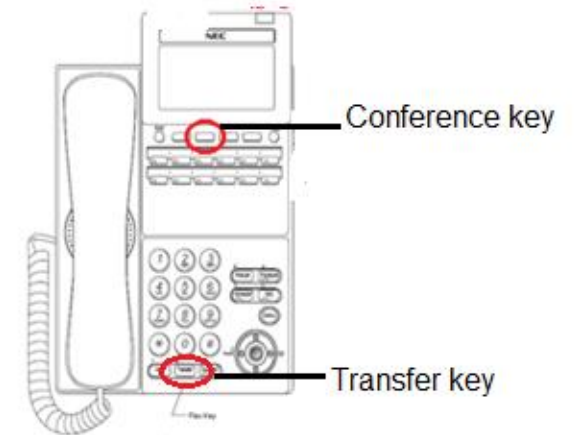
- Contact your patient. Identify need for a language interpreter.
- Ask patient to hold.
- Press the **TRANSFER** key on the bottom of phone.
- Dial the interpreter service of your choice:
 - LanguageLine # – **9-1-855-590-8775** *Chuukese Available
 - Language Services Hawai'i # – **9-393-7060** *Chuukese Available*
- Provide interpreter services info requested and language desired.
- Once interpreter is on the line, press the **CONF** key under display.





How to add an interpreter to your call:

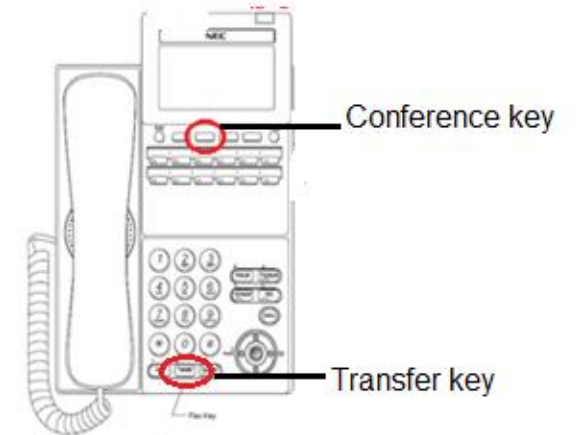
- Contact your patient. Identify need for a language interpreter.
- Ask patient to hold.
- Press the **TRANSFER** key on the bottom of phone.
- Dial the interpreter service of your choice:
 - Cyracom # – **9-1-833-723-0110**
 - LanguageLine # – **9-1-855-588-3949** *Chuukese Available*
 - Language Services Hawai'i # – **9-393-7060** *Chuukese Available*
- Provide interpreter services info requested and language desired.
- Once interpreter is on the line, press the **CONF** key under display.





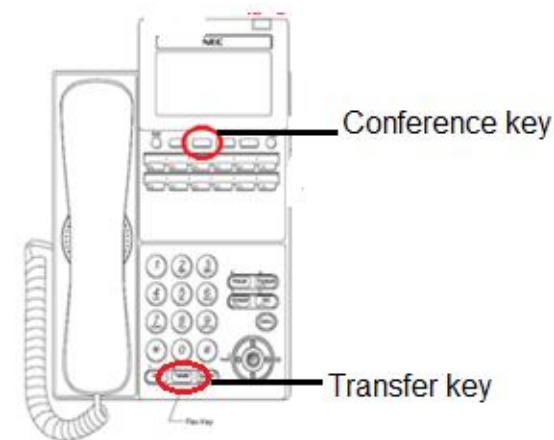
How to add an interpreter to your call:

- Contact your patient. Identify need for a language interpreter.
- Ask patient to hold.
- Press the **TRANSFER** key on the bottom of phone.
- Dial the interpreter service of your choice:
 - Cyracom # – **9-1-833-746-2552**
 - LanguageLine # – **9-1-855-588-3951** *Chuukese Available*
 - Language Services Hawai'i # – **9-393-7060** *Chuukese Available*
- Provide interpreter services info requested and language desired.
- Once interpreter is on the line, press the **CONF** key under display.



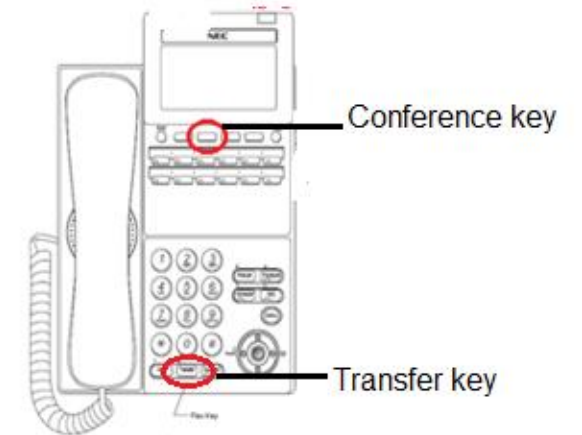
How to add an interpreter to your call:

- Contact your patient. Identify need for a language interpreter.
- Ask patient to hold.
- Press the **TRANSFER** key on the bottom of phone.
- Dial the interpreter service of your choice:
 - Cyracom # – **9-1-833-720-5911**
 - LanguageLine # – **9-1-855-590-8774** *Chuukese Available*
 - Language Services Hawai'i # – **9-393-7060** *Chuukese Available*
- Provide interpreter services info requested and language desired.
- Once interpreter is on the line, press the **CONF** key under display.



How to add an interpreter to your call:

- Contact your patient. Identify need for a language interpreter.
- Ask patient to hold.
- Press the **TRANSFER** key on the bottom of phone.
- Dial the interpreter service of your choice:
 - Cyracom # – **9-1-833-746-2551**
 - LanguageLine # – **9-1-855-588-3950** *Chuukese Available*
 - Language Services Hawai'i # – **9-393-7060** *Chuukese Available*
- Provide interpreter services info requested and language desired.
- Once interpreter is on the line, press the **CONF** key under display.





How to add an interpreter to your call:

- Contact your patient. Identify need for a language interpreter.
- Ask patient to hold.
- Press the **TRANSFER** key on the bottom of phone.
- Dial the interpreter service of your choice:
 - Cyracom # – **9-1-833-721-3957**
 - LanguageLine # – **9-1-855-590-8777** *Chuukese Available*
 - Language Services Hawai'i # – **9-393-7060** *Chuukese Available*
- Provide interpreter services info requested and language desired.
- Once interpreter is on the line, press the **CONF** key under display.

